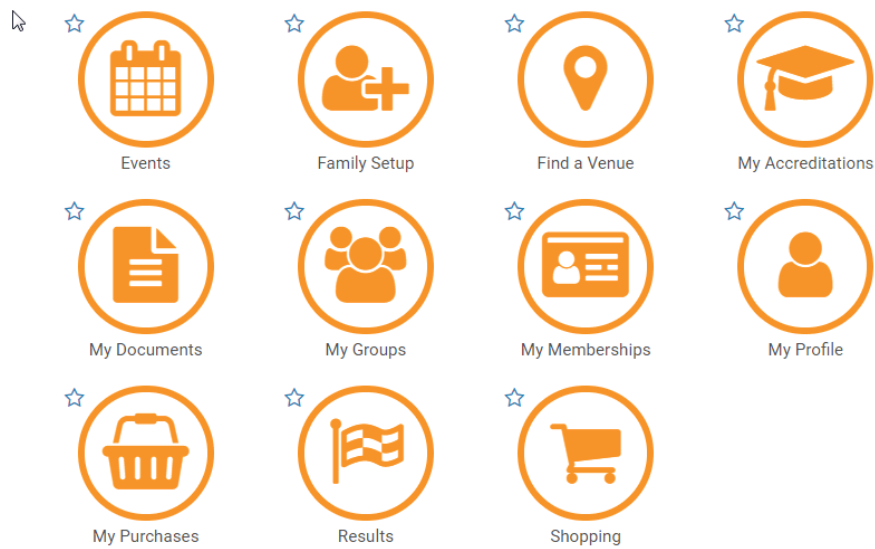


## How to update participant details in Swim Central

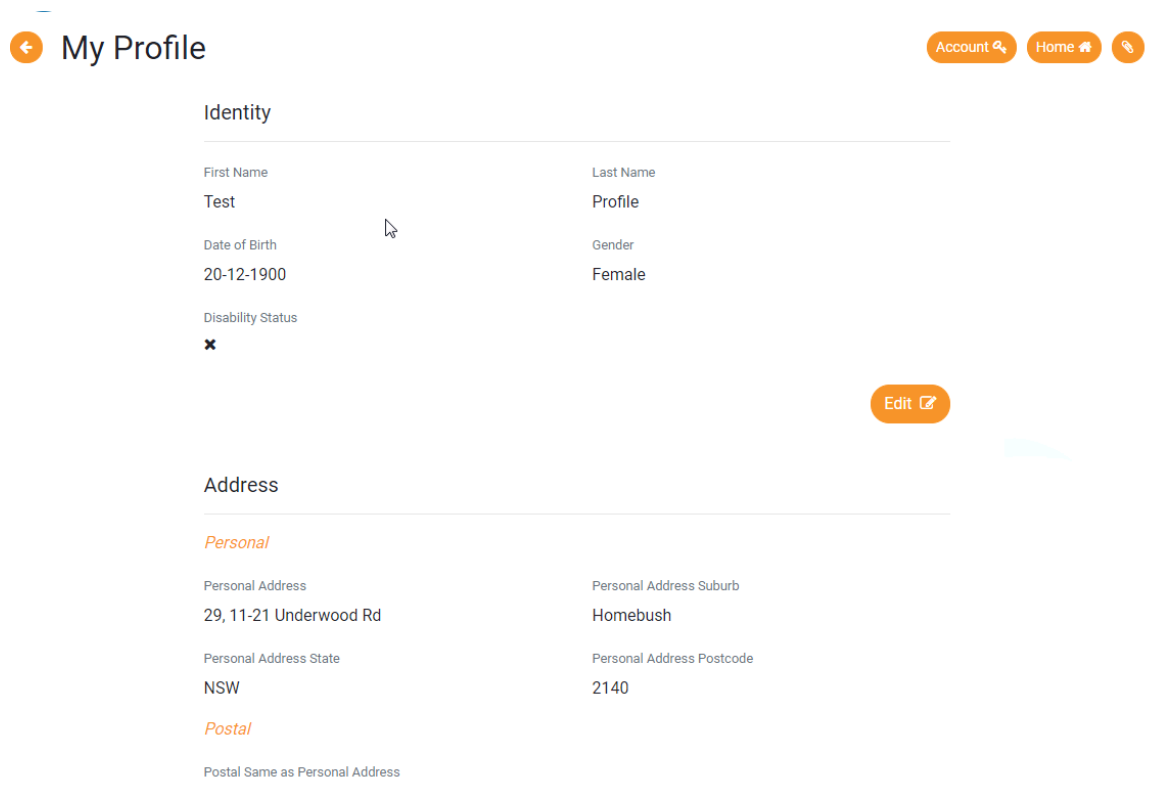
The individual participant or their guardian will need to update their details themselves once logged in to Swim Central.

Once logged in, click on the 'My Profile' tab.



### Welcome Home



Once in 'My Profile' the participant will be given the option to edit any necessary details, by clicking the 'Edit' button.



The participant will be taken to the next page which allows them to edit their personal details. There are 4 tabs across the top that allow editing- 'Identity', 'Address', 'Contact' & 'Other'.

[← Edit My Profile](#) Profile  

Identity Address Contact Other

### Identity

Title	<input type="text" value="Please Select"/>	First Name *	<input type="text" value="Test"/>
			4 of 50
Last Name *	<input type="text" value="Profile"/>	Preferred Name	<input type="text" value="Preferred Name"/>
	7 of 50		0 of 100
Date of Birth *	<input type="text" value="20/12/1900"/>	Country of Birth	<input type="text" value="Country of Birth"/>
			0 of 100
Gender *	<input type="text" value="Female"/>	Aboriginal Or Torres Strait Islander	<input type="text" value="Please Select"/>