

## How do I join Swim Central as a brand-new member?

To join Swim Central as a brand new member, please follow the below steps.  
If your family/relatives are already members of Swim Central and you would like to join their pre-existing family group, please refer to the separate support guide [here](#).

A new member will be required to join Swim Central themselves by accessing:  
<https://swimcentral.swimming.org.au/>

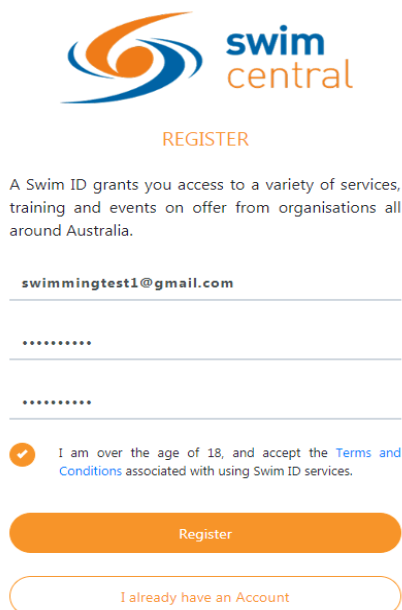
**\*\*\*Please note**, if you are registering an account for your child who is under 18, you must first register yourself and then create a family group, whereby you will then be able to add your child as the dependant. More details below.

Click **Sign In** & then **Register**



The screenshot shows the Swim Central Sign In page. On the left, there is a large 'SIGN IN' button. The main content area says 'Welcome to Swim Central' and 'The new portal linking your swimming activities and interactions together.' Below this, it says 'Click the Sign In button to get started.' On the right, there is a smaller version of the sign in form with fields for 'SWIM ID (EMAIL)' and 'PASSWORD', a 'Remember me?' checkbox, and buttons for 'Sign In', 'Google', 'Facebook', 'Register' (with a red arrow pointing to it), and 'Forgot Password'.

Enter your email address & create a password. Accept the T&C's. Click Register



The screenshot shows the Swim Central Register page. At the top is the 'REGISTER' heading. Below it is a paragraph: 'A Swim ID grants you access to a variety of services, training and events on offer from organisations all around Australia.' There are two input fields for email and password, with the first field containing 'swimmingtest1@gmail.com'. Below the fields is a checkbox with a checkmark and the text 'I am over the age of 18, and accept the Terms and Conditions associated with using Swim ID services.' At the bottom are two buttons: 'Register' and 'I already have an Account'.



A confirmation email will be sent to the registered email address. You will need to access you inbox and click the confirmation link in the email before proceeding.



#### EMAIL SENT

We've just sent a confirmation e-mail to swimmingtest1@gmail.com; please click the link contained within to validate your account.

\* don't forget to check your spam folder

[Proceed to Sign In](#)

From the email confirmatio you will be taken to the below page where you can click ***Return to Sign in***



#### THANK YOU

Your email address has been confirmed.

[Return to Sign In](#)

Enter your new details & click ***Sign In.***



#### SIGN IN

swimmingtest1@gmail.com

.....

Remember me?

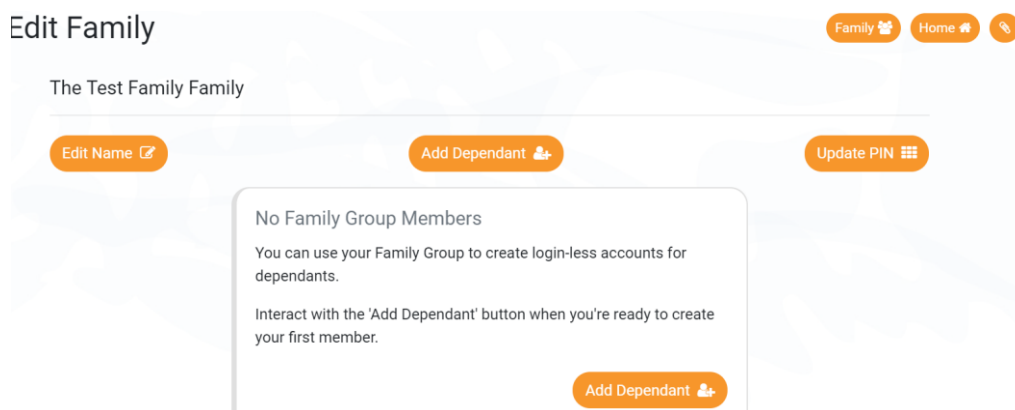
[Sign In](#)

Once logged in, you will be prompted to edit your details. If your child is UNDER 18, this section must be completed with the parent/guardians details e.g. Mum or Dads name and DOB. Your childs details will be added later.

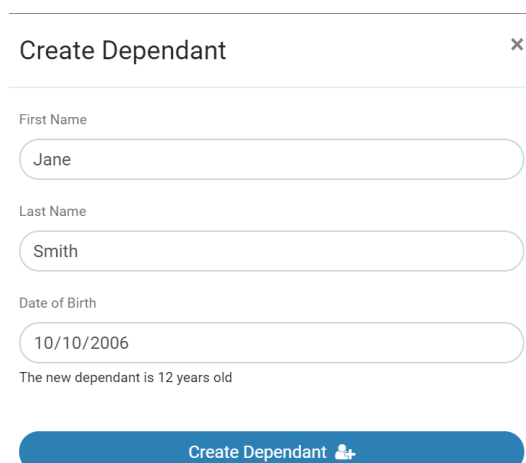
If your child is under 18, you will now need to create a family group and add them as a dependent. Go back to *Home* (click in the right hand corner). Click Family Set-up.



Create a family group by entering a name and family pin.



Complete Dependants details- this will be for your child.



By clicking on your child's name & icon, you can impersonate them to view details and purchase a membership product with your club. To obtain a membership product with your club, you will need to use the *Shopping* feature. If you are unsure of this process, please see our support guide on [How to purchase a membership package.](#)